

# Wall fireplace with door


**Product Code:** 00000088

**Weight:** 0.00kg

**Dimensions:** 0.00cm x 0.00cm x 0.00cm

## Wall fireplace with door

1. With complete thickening casting and forging technology
  2. Advanced and unique combustion system ensures full combustion of firewood
  3. Carbon monoxide emission is far lower than the EU standard
  4. Customization time; 30-40 days
- Scheme quotation: Foreign customers need to measure the pipe themselves, and provide the specific size of the place they arrange to install the pipe, and then we can accurately quote.



## Description


1. With complete thickening casting and forging technology

2. Advanced and unique combustion system ensures full combustion of firewood
3. Carbon monoxide emission is far lower than the EU standard
4. Customization time; 30-40 days


## Product Gallery

### Wall fireplace with door

1. With complete thickening casting and forging technology
  2. Advanced and unique combustion system ensures full combustion of firewood
  3. Carbon monoxide emission is far lower than the EU standard
  4. Customization time; 30-40 days
- Scheme quotation: Foreign customers need to measure the pipe themselves, and provide the specific size of the place they arrange to install the pipe, and then we can accurately quote.



Installation pipe direction



**Notes for quotation:**

1. The customer should measure and provide the height from the ground to the cement floor, the transverse distance from the cement floor to the outer wall, and the distance from the hole of the outer wall to the roof. There are three basic sizes.
2. Install a wood-burning fireplace, it is necessary to learn in advance whether the smoke pipe can be used to exhaust the exhaust gas at home and in which direction should the pipe toward.